




# SMOOTHRIDE

MODERN ROAD  
RESURFACING SYSTEM





## Simple Process, Smart Design, Smooth Results

- Fully automated system with GNSS and Sonic Tracker control
- Delivers accurate thickness boundaries while maintaining projected yield
- Eliminates the need for strings, skis, and lasers
- Easy surface data management and design
- Safely scan at driving speed without lane closures

### Revolutionary road resurfacing

Welcome to a better way to pave and mill. The Topcon SmoothRide™ system starts your project with precision in mind and better material management on the horizon. The need for traffic lane closures is gone, quick 3D scanning has replaced hours of point-to-point surveying, and intuitive software now delivers better results throughout the paving and milling process.

**Time saved:** Quickly scan miles of road in a short time, instantly capturing millions of points, while at driving speed, to detail existing surface conditions like never before.

**Smoothness achieved:** Accurate thickness control with compensation for differential compaction is delivered through machine control guidance in the first lift – ultimately reducing the need for multiple lifts.

**Material managed:** Knowing the surface details in advance allows you to successfully plan for an accurate material calculation – eliminating guesswork for the exact amount of asphalt or milling required for the project.

### Application focused

The SmoothRide system is the perfect tool for mainline paving or milling projects requiring long sections of road that need resurfacing. This complete system allows you to stay productive and be ahead of schedule – substantially increasing your opportunity to win the bonus.

### Proven technology

The SmoothRide system is built with our proven technology and intuitive software. One key component is our industry leading Sonic Tracker, which provides precise real-time surface feedback as you pave or mill – something we have perfected over the years.



### MAGNET® Construction

This user-friendly office software includes purpose-built workflows for a complete road design. Unique algorithms allow you to create anything from a running average to a sophisticated state-of-the-art design with full control of material usage including constant tonnage updates calculated on the fly.



### Scan

The innovative SmoothRide system enables users to plan and conduct detailed road surface scanning sessions without the need for costly surveys and troublesome lane closures.

### Design

Data management and design software provide intuitive tools to create and manage large amounts of point cloud information to best represent current surface conditions and desired results.

### Control

At the project site, automatically control paving or milling through user-friendly software to optimize smoothness and rideability.



### Scan



RD-M1 Scanner

### Design



MAGNET Construction

### Control



GX-60 Control Box



PG-S3 GNSS Antenna

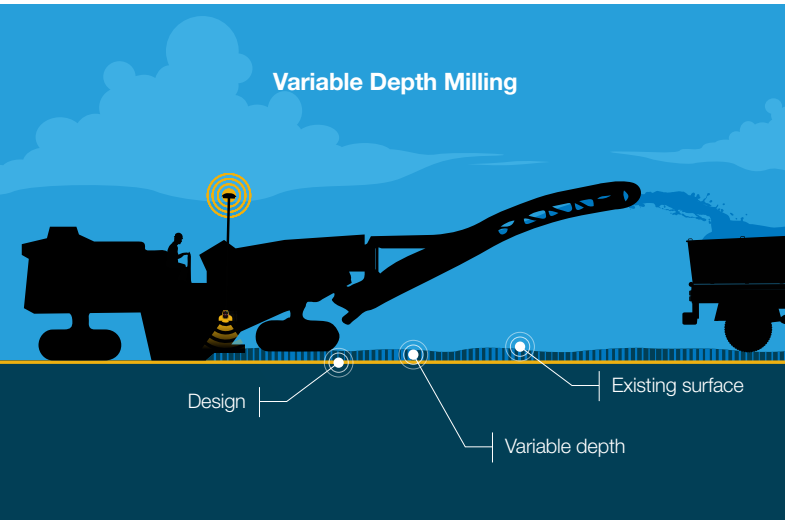


MC-R3 Receiver

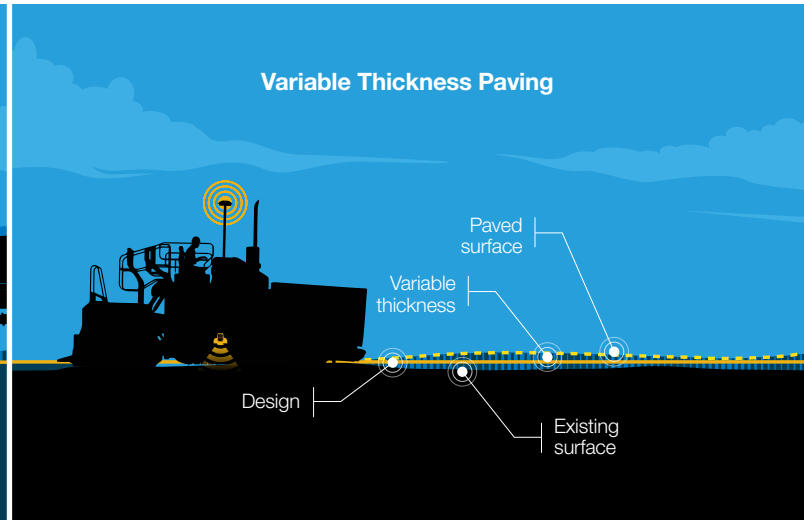


ST-3 Sonic Tracker

### Variable Depth Milling



### Variable Thickness Paving



#### Variable depth milling

Today's road conditions present new challenges for resurfacing projects. The SmoothRide system correctly identifies the existing surface, allowing for customized variable depth milling to provide a consistent and smooth finished surface.

- Identify existing asphalt surface profiles
- Eliminate guesswork and bid your job accurately
- Increase productivity and mill only what's necessary
- Mill one time and deliver a smooth surface for a perfect paving job

#### Variable thickness paving

Today's paving requirements put many difficult demands on contractors, many of which are outside their complete control. Our new SmoothRide system provides the tools necessary to analyze current road conditions and best options for achieving desired final results. This will soon become a standard of the paving industry.

- Quickly scan roads to generate a model of the existing surface
- Create a design to meet smoothness expectations
- Manage materials to stay within acceptable yields
- Reduces the number of lifts required to reach the finish design
- Maximize productivity while reducing manpower, equipment hours, and overhead



For more information:  
[topconpositioning.com/smoothride](http://topconpositioning.com/smoothride)

Specifications subject to change without notice.  
 ©2018 Topcon Corporation All rights reserved.  
 7010-2205 B 9/18

